



PhD Thesis Defence Process

January 26,
2022

Agenda

What to Expect:

- Before You Initiate
- Initiating the Defence
- Thesis Defence Timeline
 - Standard (Traditional)
 - Accelerated
- Preparing for the Defence
- Online Defence
- The Day of the Defence
- Becoming Cleared to Graduate



Are You Ready?

Before You Initiate

- Does your Supervisory Committee agree that you are ready to defend?
 - Circulate dissertation
- Work backward from a proposed defence date to target your initiation date
 - Decide if you are targeting a particular convocation
 - Sessional dates:
<https://academiccalendars.romcmaster.ca/content.php?catoid=45&navoid=9140>
- Attend other defences (if permitted)
- Know your subject matter

Initiating the Thesis Defense Process

Process is initiated online in the Mosaic. Log into Student Centre and under 'Academics' select 'other academics':

The screenshot displays the Student Centre Mosaic interface. The 'Academics' section is expanded, showing a 'This Week's Schedule' table with one entry: SGS 700-C01 RSC (15428) with a schedule of TBA. Below the table is a dropdown menu labeled 'other academic...' with a red arrow pointing to it. To the right of the 'Academics' section are buttons for 'SEARCH FOR CLASSES' and 'SHARE MY INFORMATION'. Below the 'Academics' section is the 'Finances' section, which includes a message: 'You have no outstanding charges at this time.' Below 'Finances' is the 'Personal Information' section, which includes a 'Contact Information' table with fields for Permanent Home Address, Mailing Address, Primary Phone, and McMaster Email. To the right of the 'Academics' section are several other sections: 'Holds' (No Holds), 'To Do List' (No To Do's), 'Milestones' (MSc Thesis), 'Enrollment Dates' (Open Enrollment Dates), and 'Graduation and Convocation' (Apply to Graduate, Graduation Information Centre, Minor/Certificate Application).

Class	Schedule
SGS 700-C01 RSC (15428)	TBA

Permanent Home Address	Mailing Address
6217 13 Ave. NW Edmonton AB T6L 2E5	6217 13 Ave. NW Edmonton AB T6L 2E5
Primary Phone	McMaster Email
None	test@mcmaster.ca

Initiating the Thesis Defense Process


Select Thesis Intent -> Defend my Thesis:

Favorites | Main Menu > Self Service > Student Center

Program/Plan Application	Program/Plan Application
Academic Requirements	View my advisement report
What-If Report	Create a what-if scenario
Advisors	View my advisors
Transfer Credit	Evaluate my transfer credits View my transfer credit report
Course History	View my course history
Transcript	View my unofficial transcript Request official transcript
Enrollment Verification	Request enrollment verification
Enrollment/Financial Letters	Enrollment/Financial Letters
Graduation	Apply for graduation View my graduation status
Student Exchange App	Apply for Exchange Program
Student LOP App	Apply for Letter of Permission
Student OVGS App	Apply for OVGS
Thesis Intent	Defend my Thesis
Service Request	View my service requests

My Program:

- Institution - McMaster University
- Career - Graduate
- Program - Engineering MASc
- (Thesis) - Chemical Engineering THS



Initiating the Thesis Defense Process

Select Degree and Program before selecting “Next” button:

McMaster University

Lindsay White go to ...

Search Plan Enroll My Academics

Thesis Defence Submission

McMaster University | Graduate

<input type="checkbox"/>	Science MSc > Mathematics MAS
<input checked="" type="checkbox"/>	Science PhD > Mathematics

↑

next ←

Search Plan Enroll My Academics

go to ...

Initiating the Thesis Defense Process

Review your Supervisory Committee (names, roles, emails). If incorrect or incomplete, please contact your program Graduate Administrator. If correct, select “Next”:

go to ...

[Search](#) [Plan](#) [Enroll](#) [My Academics](#)

Thesis Defence Submission

McMaster University | Graduate | Science PhD | Mathematics

Please review your Supervisor information below. If any of this information is incorrect, please contact your Graduate Administrator prior to submitting your intent to defend your thesis.

Supervisory Committee:

[Redacted]	Supervisory Committee Member	[Redacted]@mcmaster.ca
[Redacted]	Supervisor	[Redacted]@mcmaster.ca
[Redacted]	Supervisor	[Redacted]@mcmaster.ca

[cancel](#) [next](#)

[Search](#) [Plan](#) [Enroll](#) [My Academics](#)

go to ...

Initiating the Thesis Defense Process

Enter the intended date for submission of your pre-defence thesis to SGS. You must select a date no less than 2 weeks away from the date of initiation. Enter your thesis title as well abstract (optional) before selecting “Submit”:

The screenshot shows a web form for submitting a thesis. It consists of several sections, each with a rich text editor interface (including a toolbar with options like Bold, Italic, Underline, Font, Size, and Color). The sections are:

- *Intended Submission Date**: A date selection field with a calendar icon. A red arrow points to this field.
- *Thesis Title**: A text input field.
- Thesis Abstract**: A large text area for entering the abstract. A red arrow points to this area.
- Comment**: A large text area for entering a comment.

At the bottom of the form, there are two buttons: "cancel" and "submit". A red arrow points to the "submit" button.

Initiating the Thesis Defense Process

Mosaic will prompt you to review your entered details to ensure accuracy before selecting “Submit” one final time:

Thesis Defence Submission

McMaster University | Graduate | Science PhD | Mathematics

Please be sure that you have entered all of your information prior to selecting the Submit button. When your intent to Submit information is submitted, your Graduate Administrator will be informed within a day. If you wish to make the changes after you have submitted, please contact your Graduate Administrator.

Your defence date, time and place should be confirmed with your program office. You should refer to the sessional dates in the Graduate Calendar for deadlines and convocation dates.

*Intended Submission Date

*Thesis Title

SSSS

Thesis Abstract

SSS

Comment

SSS

cancel

submit



Initiating the Thesis Defense Process

Once you have initiated the defence online:

- 3 Emails are sent:
 - One to you to confirm the initiation
 - One to your Supervisor for their input
 - One to your Grad Admin to check your committee in Mosaic
- Your Supervisor will have to select either:
 - Standard (Traditional) Stream
 - Accelerated Stream

Thesis Defence Timelines

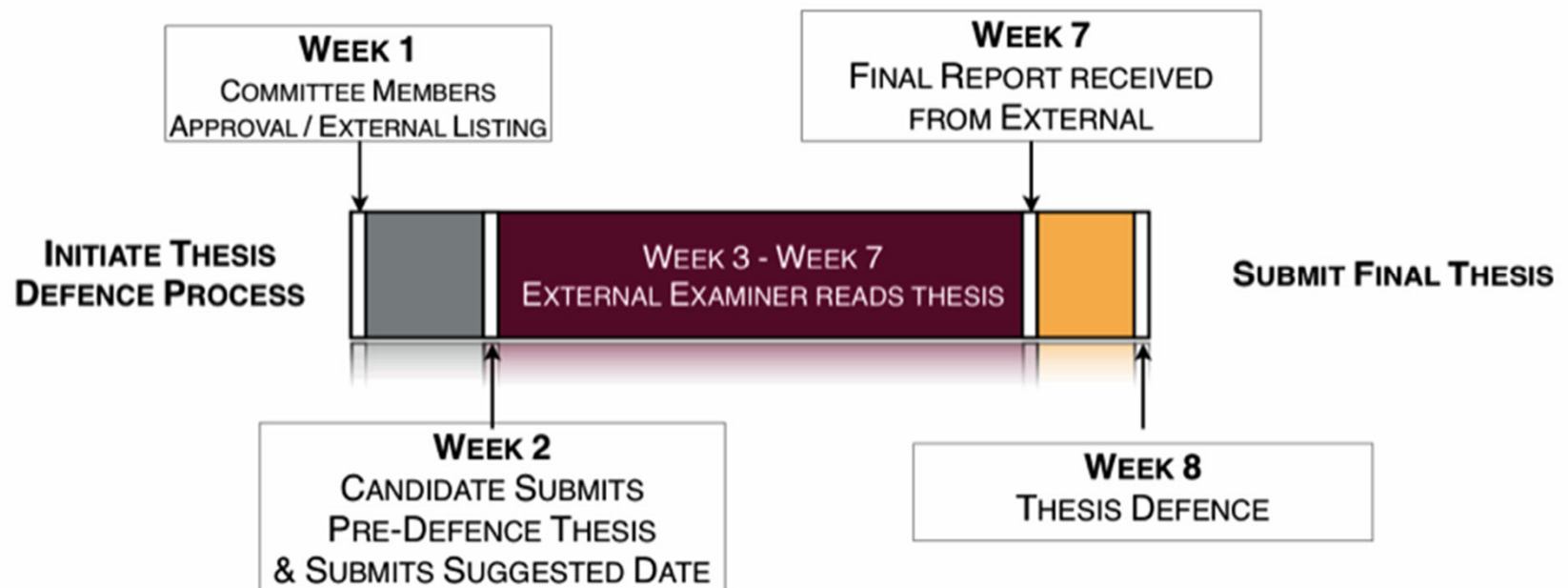
Standard Stream

- After initiation, Supervisor nominates Externals, to be approved by Committee and Dept. Chair
- SGS reaches out to approved Externals (randomly selected)
- Student proposes date and time as well as uploads thesis
- Committee approves date
- SGS selects External, sends thesis with corresponding report
- SGS finds a Chair for the defence

Accelerated Stream

- After initiation, Supervisor nominates External, to be approved by Committee and Dept. Chair
- Once approved, Supervisor selects External, identifies the date, time, room, Chair for the defence and uploads thesis
- Committee approves date
- External is sent thesis with corresponding report

Standard Thesis Defence Timeline



Standard Thesis Defence Timeline

- Selecting the date:

McMaster University School of Graduate Studies
Doctoral Thesis Defence Submission

Confirmation of Date for Doctoral Thesis Defence

Department: Chemical

Student No:

Surname:

Email:

Thesis Title:

Should a request be made, you would be willing to make available a pdf file of the thesis:

Proposed Date: Please select defence date from calendar. It has to be at least 6 weeks away. Defence cannot be scheduled on the weekend and holiday.

Time:

S	M	T	W	T	F	S
29	30	31	1	2	3	4
5	6	7	8	9	10	11
12	13	14	15	16	17	18
19	20	21	22	23	24	25
26	27	28	29	1	2	3
4	5	6	7	8	9	10

Please note: This is the Final Submission of your defence date and time. Please make sure that you have already confirmed the chosen date/time with your supervisor and committee members before submitting the final date.

If you have any questions, please contact [Thesis Coordinator](#)

Preparing for the Defence

For the defence to proceed, it needs to have the following:




- A positive report from the External a week in advance
- A Chair for the defence
 - A faculty member who has supervised a student to completion
- A minimum of 3 members from the Supervisory Committee
 - Supervisor and 2 Committee Members
- The External Examiner
 - Can be represented by an Internal Examiner if they are unable to attend

Online Defence

SGS has adapted the existing process to an online model:

- The web meeting must be conducted through either Zoom or WebEx
- The Chair and Supervisor will receive a package including instructions and forms, and they will decide who will serve as “host” of the web meeting
- As part of the scheduling process, the “host” will need to know if attendees will be invited and will send the invitation accordingly
- Attendees should be cautioned to avoid interfering with the process



The Day of the Defence

It has
finally
come!

- You will receive a set of instructions from SGS to set expectations for the defence
- The Chair will ensure all participants join the web meeting and have a set of contingencies should anyone not arrive
- You will be moved to the “waiting room” so the Chair can discuss the proceedings with the Examining Committee
- Once you are invited back, you will begin with a brief statement, typically 15-20 mins
 - Stress the main points of your contribution and any difficulties you overcame
- This will be followed by rounds of questions by the Committee and External
 - The Chair will moderate the discussion
- You will be moved to the “waiting room” (and attendees removed) so that they can discuss your results
- You will be brought back to hear the results
- Either the Chair or your Supervisor should provide you with the necessary forms

Becoming Cleared to Graduate

The final steps to be completed:

- Complete your Final Thesis Submission Sheet
 - Decide whether or not you need to Embargo your thesis
 - Get sign off on the completion of changes (if required)
 - Hand it in to your Grad Admin so they can submit a Service Request
- Upload your thesis to MacSphere <https://macsphere.mcmaster.ca/>
 - You cannot make changes after it has been uploaded
 - The date of your upload will be used as your cleared to graduate date
- Verify that all your program's milestones have been met by running your advisement report
 - Your final thesis will be added as a milestone

Resources

To help with your preparations:

- School of Graduate Studies website
<https://gs.mcmaster.ca/doctoral-degree>
- Guide for the Preparation of Master's and Doctoral Theses
https://gs.mcmaster.ca/app/uploads/2019/10/Prep_Guide_Masters_and_Doctoral_Theses_August-2021.pdf
- Graduate Calendar - Section 3.2 Thesis
<https://academiccalendars.romcmaster.ca/content.php?catid=45&navoid=9134#3-2-theses>
- Graduate Writing Resources
<https://gs.mcmaster.ca/current-students/resources/graduate-writing/>



Deb Randall-Baldry
Academic Services Officer
School of Graduate Studies
gthesis@mcmaster.ca

GOOD LUCK!